



Installing Collax Modules

Howto

This howto describes how Collax modules can be installed.

This requires a registered Collax server and a valid license key for the respective Collax module.

If the Collax server is not yet registered, use the wizard to register it. You can find this dialog under "Wizards → Basic Configuration → Registration".

Licenses and Modules

The objective is to install the add-on module "Collax Mail Security" on the Collax Platform Server.

To install the module, go to the "Licenses and Modules" dialog under "System → System Operation → Software".

Licenses

> Status Release license

System License

License number: [REDACTED]
MyCollax portal: my.collax.com
Support overview and documents: [Support portal](#)

Permissions

Limit	Used	Allowed
System user	1	5
Mail domains	0	unlimited
Network links	3	unlimited
Collax Virus Protection user	0	0

Add-on Modules

Package	Description	Status	License	Actions
Collax Communication	E-Mail-, Fax-, SMS, and Instant-Messaging server	Installed	License available	⊘
Collax Network Storage	Windows-, MAC and UNIX-File Sharing	Not installed	License needed	
Collax Web Application	Web-, SQL-Server incl. Perl, PEAR, PHP script language	Not installed	License needed	
Collax Mail Security	Spam and virus protection for e-mails	Not installed	License needed	
Collax Net Security	Enhanced Firewall, Routing, SSL-VPN and IDS/IPS solution	Installed	License needed	⊘
Collax Virtualization	Virtual machine configuration and management	Not installed	License needed	
Collax Web Security	Web and URL traffic filter solution	Not installed	License needed	
Avira Antivir	Malware protection by Avira Antivir	Not installed	Vendor license	+
Collax Net Backup	Backup and restore network clients	Not installed	License needed	
Collax Surf Protection	Controlled web traffic protection by Cobion Surf Protection	Not installed	Vendor license	+
Collax Virus Protection	Malware Protection powered by Kaspersky	Not installed	License needed	
Collax E-Mail Archive	Archive and search business e-mails	Not installed	License needed	
Collax Monitoring	Host and service monitoring and reporting	Not installed	License needed	

Additional License

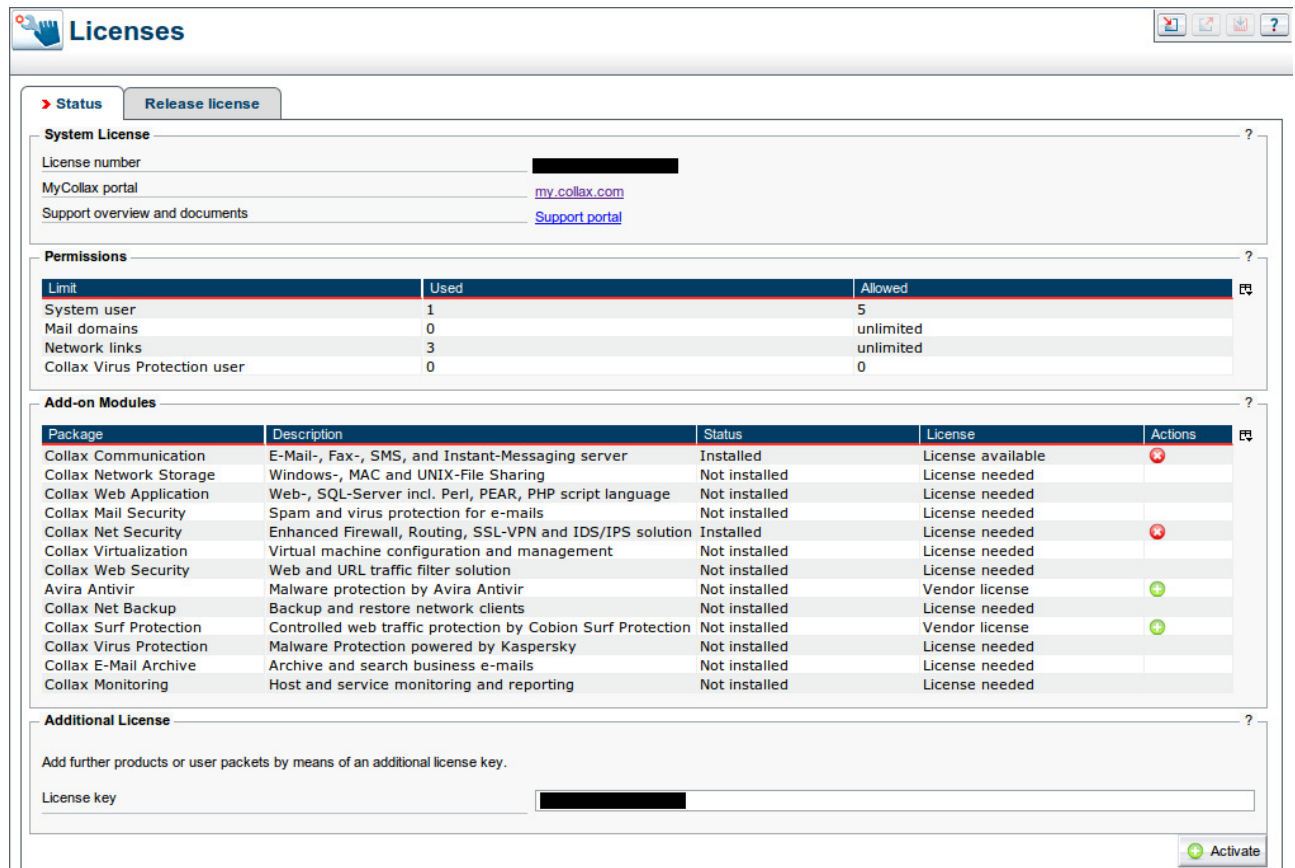
Add further products or user packets by means of an additional license key.

License key:

⊕ Activate

The available add-on modules are listed in the "Add-on Modules" table, indicating the applicable license and whether it is already installed on the Collax server.

To license additional software modules, enter the license key in the field "License key" and "Activate" it. This action adopts the activation key to the system and verifies it online.



Licenses

> Status Release license

System License

License number: [REDACTED]
 MyCollax portal: my.collax.com
 Support overview and documents: [Support portal](#)

Permissions

Limit	Used	Allowed
System user	1	5
Mail domains	0	unlimited
Network links	3	unlimited
Collax Virus Protection user	0	0

Add-on Modules

Package	Description	Status	License	Actions
Collax Communication	E-Mail-, Fax-, SMS, and Instant-Messaging server	Installed	License available	✖
Collax Network Storage	Windows-, MAC and UNIX-File Sharing	Not installed	License needed	
Collax Web Application	Web-, SQL-Server incl. Perl, PEAR, PHP script language	Not installed	License needed	
Collax Mail Security	Spam and virus protection for e-mails	Not installed	License needed	
Collax Net Security	Enhanced Firewall, Routing, SSL-VPN and IDS/IPS solution	Installed	License needed	✖
Collax Virtualization	Virtual machine configuration and management	Not installed	License needed	
Collax Web Security	Web and URL traffic filter solution	Not installed	License needed	
Avira Antivir	Malware protection by Avira Antivir	Not installed	Vendor license	+
Collax Net Backup	Backup and restore network clients	Not installed	License needed	
Collax Surf Protection	Controlled web traffic protection by Cobion Surf Protection	Not installed	Vendor license	+
Collax Virus Protection	Malware Protection powered by Kaspersky	Not installed	License needed	
Collax E-Mail Archive	Archive and search business e-mails	Not installed	License needed	
Collax Monitoring	Host and service monitoring and reporting	Not installed	License needed	

Additional License

Add further products or user packets by means of an additional license key.


License key: [REDACTED]





Activate

There are also pay modules for which a manufacturer license is available. In contrast to the license keys managed here, a manufacturer license is a license file that is installed in the Web interface when configuring the software module. Examples: "Avira Antivir" and "Collax Virus Protection".

Following the verification, the software module can be downloaded from the update server and integrated in the system by means of the action "Install" (green button).

Please confirm this action.

 **Licenses**

> Status
Release license

System License ?

License number [REDACTED]

MyCollax portal my.collax.com

Support overview and documents [Support portal](#)

Permissions ?

Limit	Used	Allowed
System user		100
Mail domains		
Network links		
Collax Virus Protection user		

Add-on Modules ?

Package	Description	License	Actions
Collax Communication	E-Mail-, Fax-,	license available	✖
Collax Network Storage	Windows-, MA	license needed	
Collax Web Application	Web-, SQL-Se	license needed	
Collax Mail Security	Spam and virt	license available	+
Collax Net Security	Enhanced Fire	license available	✖
Collax Virtualization	Virtual machin	license needed	
Collax Web Security	Web and URL	license needed	
Avira Antivir	Malware prote	endor license	+
Collax Net Backup	Backup and re	license needed	
Collax Surf Protection	Controlled wel	endor license	+
Collax Virus Protection	Malware Prote	license needed	
Collax E-Mail Archive	Archive and s	license needed	
Collax Monitoring	Host and service monitoring and reporting	Not installed	License needed

Additional License ?

Add further products or user packets by means of an additional license key.

License key

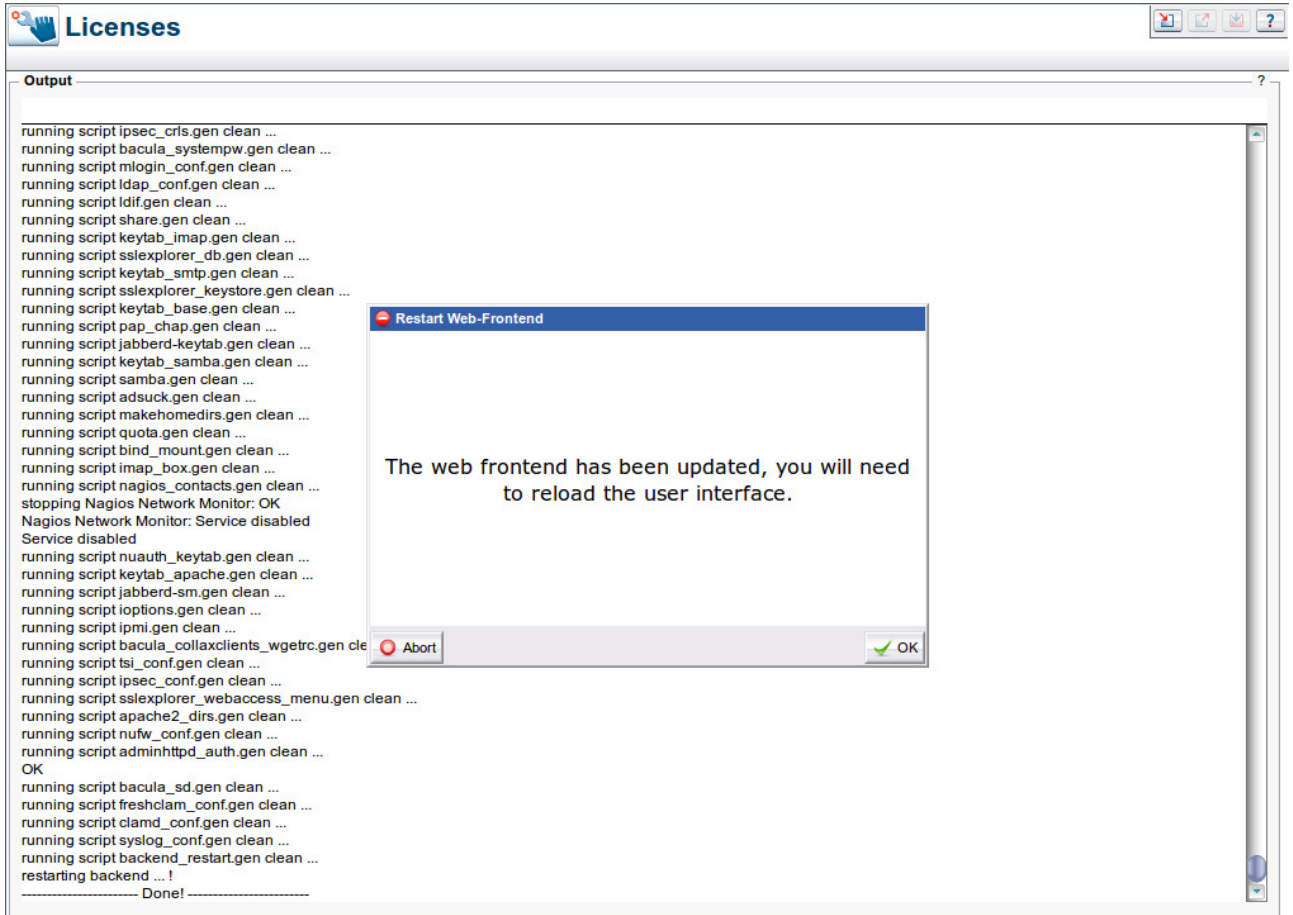
+ Activate

Please confirm this action:

Install of akconfig-mb-mailsecurity

Abort
OK

After the installation, reload the Web frontend.



Please confirm this action.

Licenses

> Status Release license

System License

License number: [REDACTED]

MyCollax portal: my.collax.com

Support overview and documents: [Support portal](#)

Permissions

Limit	Used	Allowed
System user	1	100
Mail domains	0	unlimited
Network links	3	unlimited
Collax Virus Protection user	0	0

Add-on Modules

Package	Description	Status	License	Actions
Collax Communication	E-Mail-, Fax-, SMS, and Instant-Messaging server	Installed	License available	✖
Collax Network Storage	Windows-, MAC and UNIX-File Sharing	Not installed	License needed	
Collax Web Application	Web-, SQL-Server incl. Perl, PEAR, PHP script language	Not installed	License needed	
Collax Mail Security	Spam and virus protection for e-mails	Installed	License available	✖
Collax Net Security	Enhanced Firewall, Routing, SSL-VPN and IDS/IPS solution	Installed	License available	✖
Collax Virtualization	Virtual machine configuration and management	Not installed	License needed	
Collax Web Security	Web and URL traffic filter solution	Not installed	License needed	
Avira Antivir	Malware protection by Avira Antivir	Not installed	Vendor license	+
Collax Net Backup	Backup and restore network clients	Not installed	License needed	
Collax Surf Protection	Controlled web traffic protection by Cobion Surf Protection	Not installed	Vendor license	+
Collax Virus Protection	Malware Protection powered by Kaspersky	Not installed	License needed	
Collax E-Mail Archive	Archive and search business e-mails	Not installed	License needed	
Collax Monitoring	Host and service monitoring and reporting	Not installed	License needed	

Additional License

Add further products or user packets by means of an additional license key.

License key:

The "Add-on Modules" table now displays the "Collax Mail Security" module as "Installed".

All new configuration options are now seamlessly integrated in the GUI (graphical user interface), and the setup of the installed module can now begin.

Partner Solutions

You can also install the applications of other manufacturers on the Collax server (e.g. Zarafa Groupware). For this, you need an application cabinet; you can get this file from the respective manufacturer. Save the application cabinet to the workstation. From there, you can upload it to the Collax server.

The dialog for installing the application cabinet is located under "System → System Operation → Software → Applications".